

Panasonic

ideas for life

AV-HS410

Live Switcher

(AV-HS410N, AV-HS410E)

A Rival to High-End Switchers in Performance and Ease of Operation
into a Compact, Integrated Body



High-End Performance and Functions in a Compact Body.

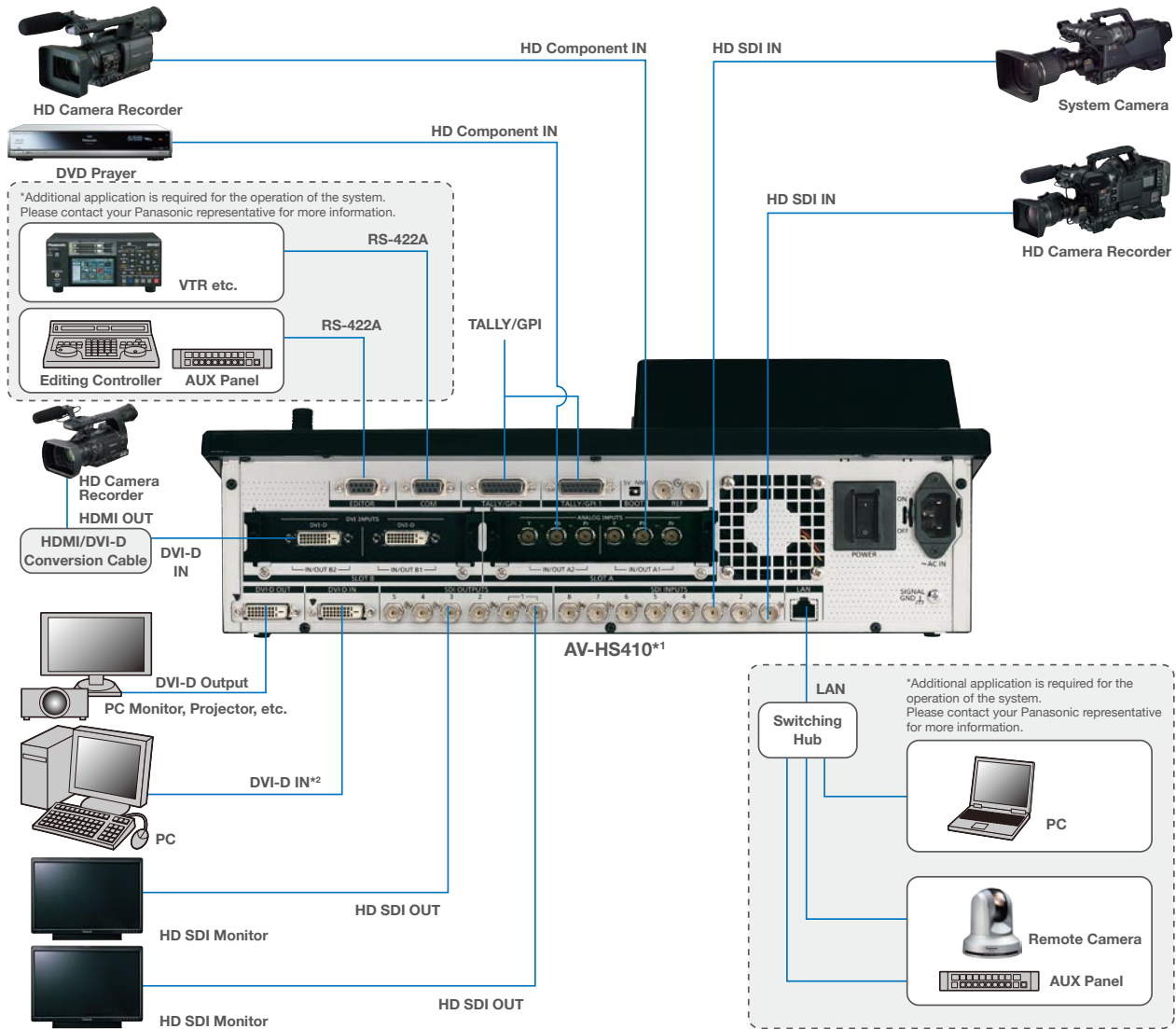
A User Interface Designed for Live Operation, and Plug-in Compatibility for Easy Expansion.



picture simulated

- **Nine Standard Inputs:** Eight SDI and One DVI
Six Standard Outputs: Five SDI and One DVI
Optional: Additional Four inputs/Four outputs maximum
- **Built-in 178 mm (7 inches) multi-mode color LCD monitor** displays versatile menus, image monitor, waveform/vectorscope, etc.
- **Featuring High-quality Primatte® chroma keying and Versatile transitions, including DVE functions**
- **Enhanced MultiViewer Display** with up to 16 splits enables nine screen variations, clock, level meter and 4:3 marker display.
- **Video Memory function** allows playback of two channels of still or moving images.
- **Memory Preview function** provides previews of shot memory and event memory image effects.
- **Supports Plug-in API function** for external control, external camera control, output of status data, etc.
- **Control panel** with additional direct button control, numeric keypad, etc achieves enhanced ease of operation.

* Primatte® is a registered trademark of IMAGICA DIGIX Inc. The copyrights of Primatte® belong to IMAGICA DIGIX Inc. The patents for Primatte® belong to IMAGICA DIGIX Inc.



*1: The photo shows a system example with the optional AV-HS04M8 and AV-HS04M2 boards mounted.
 *2: This connector does not support the HDCP technologies.

Nine Standard Inputs/ Six Standard Outputs (Max. 13 Inputs/10 Outputs)

The AV-HS410 comes standard with Nine inputs (Eight SDI (HD/SD) and One DVI-D) and Six outputs (Five SDI (HD/SD) and One DVI-D). Two expansion slots accommodate either input or output optional boards, providing a maximum of 13 inputs, and 10 outputs.

HD/SD Multi-Format Support

The AV-HS410 supports standard HD/SD multi-format, including 1080/24PsF. System frequency is 59.94 Hz/50 Hz/24 Hz switchable. This makes the system ideal for digital cinema production and worldwide operation. A wide range of optional boards also allows the input and output of analog component and various other signals. (Please see the table at the right for more details.)

Input/Output Signal		Standard				Option Board							
						AV-HS 04M1	AV-HS 04M2	AV-HS 04M3	AV-HS 04M4	AV-HS 04M5	AV-HS 04M6	AV-HS 04M7	AV-HS 04M8
Video Signal	Video Format	SDI x 8	DVI-D x 1	SDI x 5	DVI-D x 1	SDI x 2	COMP x 2	DVI-I x 2	COMP x 2	DVI-I/COMP x 2	VIDEO x 2	SDI x 2	DVI-D x 2
		IN	IN	OUT	OUT	IN	IN	IN	OUT	OUT	IN	OUT	IN
SDI	480/59.94i	✓		✓		✓							✓
	576/50i	✓		✓		✓							✓
	1080/59.94i	✓		✓		✓							✓
	1080/50i	✓		✓		✓							✓
	720/59.94p	✓		✓		✓							✓
	720/50p	✓		✓		✓							✓
DVI Analog	1080/24PsF	✓		✓									✓
	1080/23.98PsF	✓		✓									✓
	XGA (1024 x 768) 60 Hz/50 Hz							✓		✓			
	WXGA (1280 x 768) 60 Hz/50 Hz							✓		✓			
	SXGA (1280 x 1024) 60 Hz/50 Hz							✓		✓			
	XGA (1024 x 768) 60 Hz/50 Hz		✓		✓			✓		✓			✓
DVI Digital (PC)	WXGA (1280 x 768) 60 Hz/50 Hz		✓		✓			✓		✓			✓
	SXGA (1280 x 1024) 60 Hz/50 Hz		✓		✓			✓		✓			✓
	UXGA (1600 x 1200) 60 Hz/50 Hz		✓		✓			✓		✓			✓
	WSXGA+ (1680 x 1050) 60 Hz/50 Hz		✓		✓			✓		✓			✓
	WUXGA (1920 x 1200) 60 Hz/50 Hz		✓		✓			✓		✓			✓
	1080/59.94i		✓		✓								✓
DVI Digital (VIDEO)	1080/59.94p		✓		✓								✓
	1080/50i		✓		✓								✓
	1080/50p		✓		✓								✓
	720/59.94p		✓		✓								✓
Analog Component	720/50p		✓		✓								✓
	NTSC											✓	
Analog Composite	PAL											✓	
	480/59.94i					✓			✓	✓			
	576/50i					✓			✓	✓			
	1080/59.94i					✓			✓	✓			
	1080/50i					✓			✓	✓			
	720/59.94p					✓			✓	✓			
720/50p					✓			✓	✓				

Various Switching Functions and High Image Quality are Achieved with an Intuitive User Interface.

Built-in Frame Synchronizer for All Input Channels

All input channels feature a built-in frame synchronizer for use in switching unsynchronized video signals. A gen-lock function also supports synchronizing systems based on external sync signals (black burst or tri-level).

Up-Converter, Dot by Dot and Video Processing

The AV-HS410 is equipped with an SD/HD up-converter function for four inputs, and a dot by dot function for eight inputs. Dot by dot input can be used for P-in-P display of HD images from SD footage without degradation. A video processing function with color correction is also provided for eight inputs.

Four Aux Buses and Two P-in-P

Two P-in-P buses and four Aux buses are provided. Borders and software effects can be applied to the P-in-P buses. In addition to a Cut transition, the bus transition function (P-in-P bus and Aux bus switching effect) also enables a Mix transition (Aux 1 only). Flexible operation is achieved by combining Aux buses and M/E sections.

Versatile Transitions and Effects

In addition to standard wipe, mix and cut effects, DVE transition patterns using two channels, such as reduce, slide, squeeze and 3D wipe are included.



Circle wipe



Page turn

New Video Memory Function for Two Inputs

Two inputs for still (STILL) or moving (CLIP) images can be saved in Video Memory, and selected as bus footage. Moving pictures can be recorded and played with key signals (for a maximum of approximately 20 seconds/600 frames with 59.94i). Moving picture and still files can also be transferred over a LAN network from an SDHC/SD Memory Card or PC.

* Uploading of moving picture and still images from an Ethernet LAN will be supported in the future.

SDHC/SD Memory Card Slot

Video memory, shot memory, event memory and set-up data can be saved to SDHC/SD Memory Cards.

Primatte® High-Quality Chroma Key

Linear, luminance and chroma keying are provided. Chroma keying employs the Primatte® algorithm, which is widely used as a plug-in for nonlinear editors. The same excellent Primatte® image quality that is used worldwide for movies, TV programs, music videos and commercials is achieved by the AV-HS410's real time processing. Superior blue-spill processing naturally combines translucent objects, such as thin cloth and glass, with background colors. Extremely fine objects, such as individual strands of hair, are faithfully reproduced. One DSK channel is also provided to add borders, shadows, and other edge effects.



Primatte® chroma key (picture simulated)



Conventional chroma key (picture simulated)

* Primatte® is a registered trademark of IMAGICA DIGIX Inc. The copyrights of Primatte® belong to IMAGICA DIGIX Inc. The patents for Primatte® belong to IMAGICA DIGIX Inc.

Shot Memory

Up to 100 image effects, such as background transition patterns, P-in-P sizes and border widths, can be registered in shot memory for instant retrieval. The AV-HS410's Effect Dissolve function enables smooth switching from a current image to one of the images or operations registered in the shot memory.

Event Memory

Up to 64 of the image effects that are registered in the shot memory can be sequentially registered in the event memory for instant retrieval. This allows highly expressive consecutive effects to be easily and smoothly executed. Up to 100 event memories can be registered.






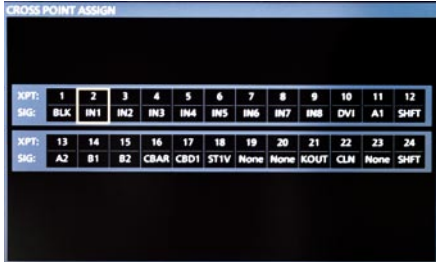
Menu display in Matrix type



Menu display/Subscreen/Image display



One line of menu display on a image monitor



Assign of cross point



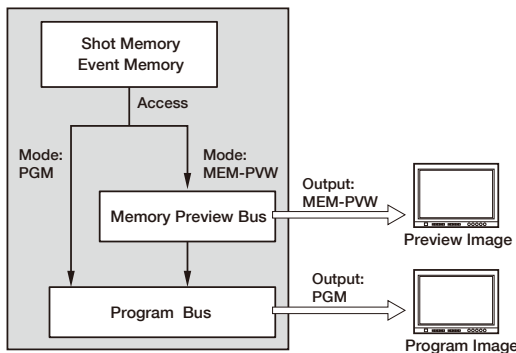
WFM display



VECTOR display

New Memory Preview

This new function lets you preview the shot memory and event memory content. It allows image effects to be easily confirmed while on-air with this 1 M/E switcher. This is particularly convenient for live operation.



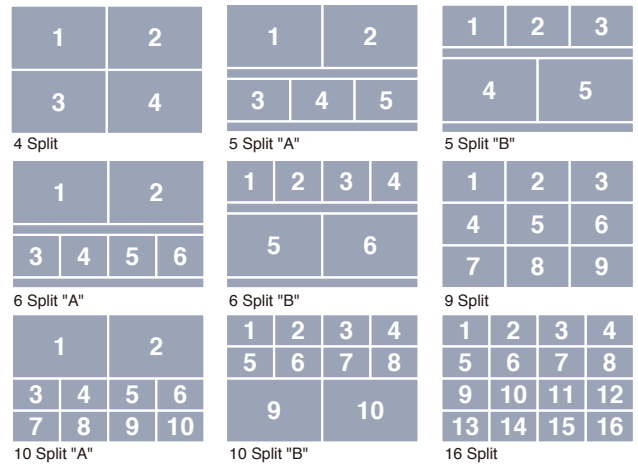
* The resolution of images output from memory is slightly lower than the usual resolution.

Built-in 178 mm (7 inches) Color LCD Monitor with Multi-Mode Display

A 178 mm (7 inches) color LCD monitor with WVGA (800 x 480) resolution is built into the control panel. It can be switched to a wide variety of display modes, including setting menus, image monitoring and waveform/vectorscope. (See the table above.) It also supports the MultiViewer and Memory Preview functions. AV-HS410 provides comfortable operation eliminating the need to view multiple displays in different locations.

Enhanced MultiViewer Display

The MultiViewer function lets you split the screen to display PVW, PGM and all source images on a single screen. It enables 4/5/6/9/10/16 split screens. The input signal name, audio level meter and 4:3 marker can also be overlaid onto each screen, and a clock can be displayed. This makes it possible to efficiently operate a multi-channel system with a single monitor.



Easy-to-Use Panel Layout

Features such as a total of 12 crosspoint buttons in each A bus and B bus (for a maximum of 22 with the Shift function) allow direct control with this simple panel layout. Function settings and registrations are made quickly and intuitively with the LCD monitor's matrix menu and rotary switches. Various functions can also be assigned to eight user buttons for one-touch operation. This level of easy operation supports speed and accuracy in live-relay operation.



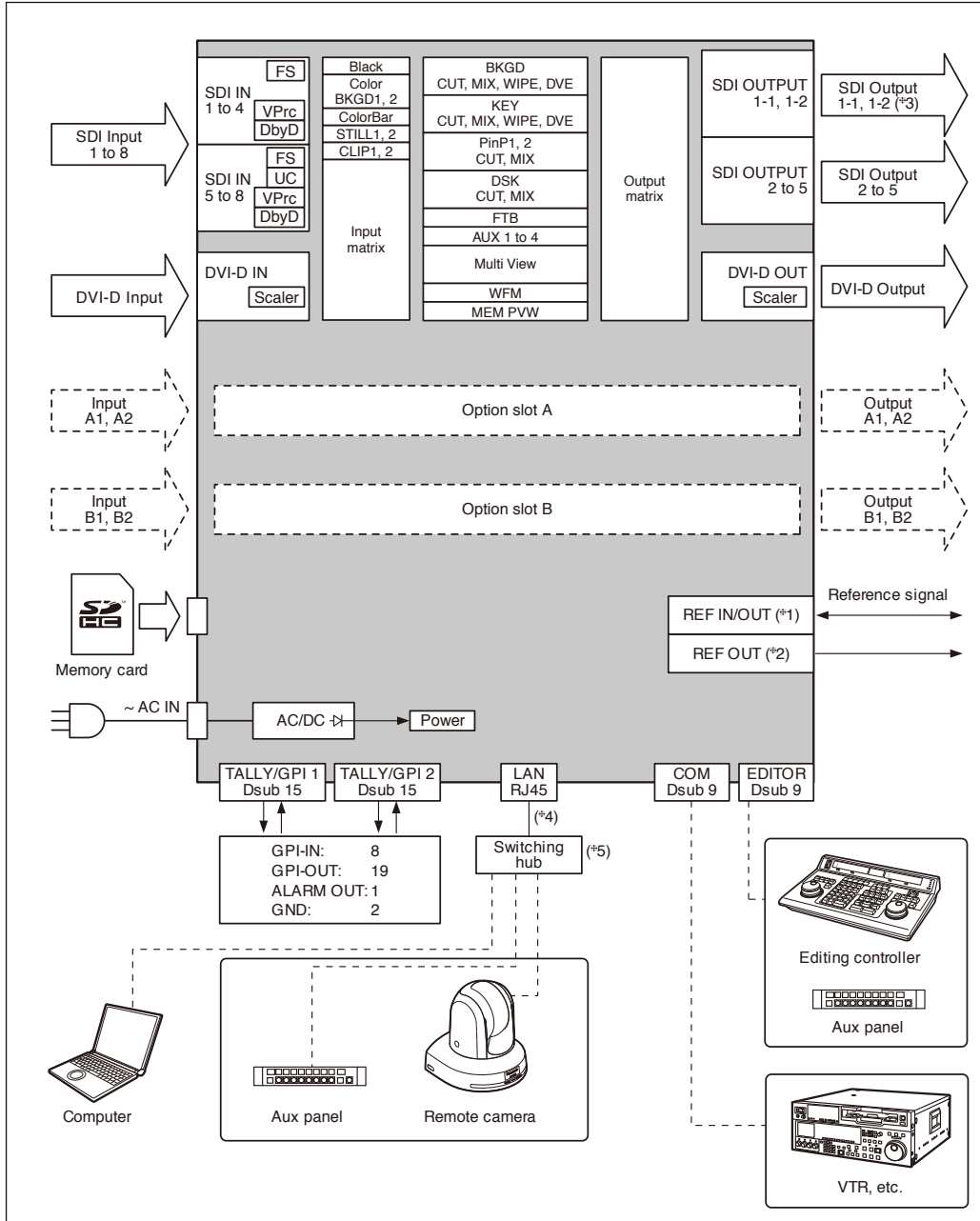
Expanded Functions with Plug-in Software and Optional Boards

Plug-in Software Created with a Software Development Kit*

Plug-ins allow flexible expansion of software-based functions. A Software Development Kit (SDK) is provided so that third parties or SI enterprises can freely develop the software to add new functions to the AV-HS410. This will enable the system to meet an even wider range of needs, such as controlling the AV-HS410 with an external controller or PC, operating cameras and other devices from the AV-HS410, and outputting status data related to the live switcher or image sources.

* Please ask your dealer for details.

Block Diagram



*1: When external synchronization is selected as the reference signal setting, the reference signal is input. When internal synchronization is selected, the reference signal is output.

*2: When external synchronization is selected as the reference signal setting, the signals are looped through output. When internal synchronization is selected, the reference signal is output.

*3: Two sets of the same output signals are distributed from SDI OUTPUT 1.

*4: Use a crossover cable when connecting the unit and another device on a 1:1 basis without going through a switching hub.

*5: Use a switching hub.

Input Option Boards

(As of December, 2011)



AV-HS04M1
SDI Input Board
SDI (HD/SD) x 2 (BNC)
(Built-in Up-converter)



AV-HS04M2
Analog Component Input Board
HD/SD Analog Component x 2 (Y/Pb/Pr)
(Built-in Up-converter)



AV-HS04M3
DVI Input Board
DVI-I x 2 (Built-in Scaler)



AV-HS04M6
Analog Composite Input Board
Analog Composite x 2 (Built-in Up-converter)



AV-HS04M8
Full HD DVI Input Board
DVI-D x 2 (compatible with WUXGA)

Output Option Boards

(As of December, 2011)



AV-HS04M4
Analog Output Board
HD/SD Analog Component x 2 (Y/Pb/Pr)



AV-HS04M5
DVI/Analog Output Board
DVI-I x 1, HD/SD Analog Component x 1
(Y/Pb/Pr)

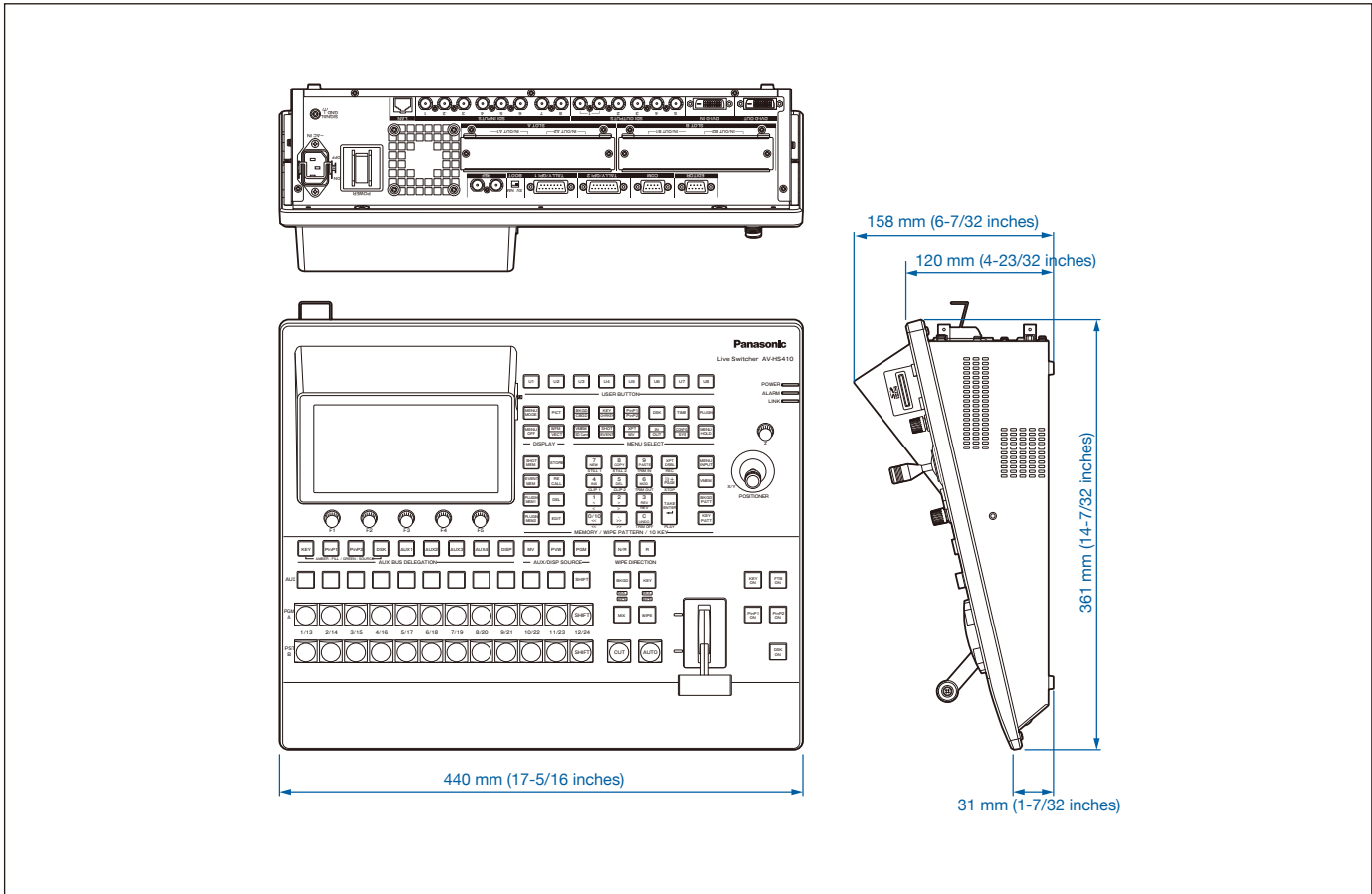


AV-HS04M7
SDI Output Board
SDI (HD/SD) x 2 (Each one has 2 outputs)
(BNC) (Built-in Down-converter)

Power Requirement:	AC 100 V to 240 V, 50 Hz/60 Hz, 88 W
Operating Temperature:	0 °C to 40 °C (32 °F to 104 °F)
Operating Humidity:	10 % to 90 % (no condensation)
Dimensions: (W x H x D)	440 mm x 158 mm x 361 mm (17-5/16 inches x 6-7/32 inches x 14-7/32 inches) excluding protrusions
Weight:	Approx. 6.2 kg (13.669 lb) excluding accessory parts when no options have been installed Approx. 6.6 kg (14.550 lb) excluding accessory parts when all the possible options have been installed
Video Inputs (13 signal lines maximum):	Standard SDI: 8 signal lines, BNC x 8 (SDI INPUT 1 to SDI INPUT 8) (The up-converter function can be used for the SDI INPUT 5 to SDI INPUT 8 connectors.) Standard DVI-D: 1 signal line, DVI-D x 1 Optional: Up to 4 additional signal lines (IN A1, IN A2, IN B1, IN B2) (Up to two option boards can be installed in the two input/output slots.)
Video Outputs (10 signal lines, maximum):	Standard SDI: 5 signal lines, BNC x 6 (SDI OUTPUT 1 to SDI OUTPUT 5 x 1 line each, 2 distributed outputs for SDI OUTPUT 1 only) Standard DVI-D: 1 signal line, DVI-D x 1 Optional: Up to 4 additional lines (OUT A1, OUT A2, OUT B1, OUT B2) • PGM, PVW, AUX1 to AUX4, MV (MULTI_VIEW), CLN, KEYOUT and MEM PVW can be assigned to SDI OUTPUT 1 to SDI OUTPUT 5, DVI-D OUT, OUT A1, OUT A2, OUT B1 and OUT B2. • CLN can be pre-selected from KEY or DSK using a menu. (Up to two option boards can be installed in the two input/output slots.)
Signal Formats:	SD: 480/59.94i, 576/50i HD: 1080/59.94i, 1080/50i, 720/59.94p, 720/50p, 1080/24PsF*, 1080/23.98PsF* *The following option boards are not supported: AV-HS04M1, AV-HS04M2, AV-HS04M3, AV-HS04M4, AV-HS04M5, AV-HS04M6, AV-HS04M7
Signal Processing:	Y: Pb: Pr 4: 2: 2, 10 bit (8 bit for video memory), RGB 4:4:4, 8 bit
ME Number:	1 ME
SDI Inputs:	HD-SDI: HD Serial digital (SMPTE 292M) SD-SDI: SD Serial digital (SMPTE 259M) 8 signal lines, standard: IN1 to IN8 12 signal lines, maximum: IN A1, IN A2, IN B1, IN B2 (When two AV-HS04M1 boards are used; with active through) HD: SMPTE 292M (BTA S-004B) standard complied with • 0.8 V [p-p] ±10 % (75 Ω) • Automatic equalizer More than 100 m (328 ft) (when 1.5 Gbps/5C-FB cable is used) SD: SMPTE 259M standard complied with • 0.8 V [p-p] ±10 % (75 Ω) • Automatic equalizer 200 m (656 ft) (when 5C-2V cable is used)
SDI Outputs:	HD-SDI: HD Serial digital (SMPTE 292M) SD-SDI: SD Serial digital (SMPTE 259M) 5 signal lines, standard: OUT1 x 2; OUT2 to OUT5 x 1 each 9 signal lines, maximum: OUT A1, OUT A2, OUT B1, OUT B2 (When two AV-HS04M7 boards are used) HD: SMPTE 292M (BTA S-004B) standard complied with • Output level 0.8 V [p-p] ± 10 % • Rise time HD: Less than 270 ps • Fall time HD: Less than 270 ps • Difference between rise time and fall time HD: Less than 100 ps • Alignment jitter HD: Less than 0.2 UI (130 ps) • Timing jitter HD: Less than 1.0 UI • Eye aperture ratio More than 90 % • DC offset 0 ±0.5 V SD: SMPTE 259M standard complied with • Output level 0.8 V [p-p] ±10 % • Rise time Less than 1.5 ns • Fall time Less than 1.5 ns • Difference between rise time and fall time Less than 0.5 ns • Jitter Less than 0.2 UI
Composite Input: (Option board)	Analog composite signal (NTSC/PAL) (1.0 V [p-p], 75 Ω) 4 signal lines, maximum: IN A1, IN A2, IN B1, IN B2 (When two AV-HS04M6 boards are used; with loop-through)
Analog Input: (Option board)	SD/HD analog component Y/Pb/Pr (1.0 V [p-p], 75 Ω) 4 signal lines, maximum: IN A1, IN A2, IN B1, IN B2 (When two AV-HS04M2 boards are used)
Analog Output: (Option board)	SD/HD analog component Y/Pb/Pr (1.0 V [p-p], 75 Ω) 4 signal lines, maximum: OUT A1, OUT A2, OUT B1, OUT B2 (When two AV-HS04M4 boards are used) • 2 signal lines (OUT A1, OUT B1) when two AV-HS04M5 boards are used.
DVI-I Input: (Option board)	Analog/digital RGB: XGA (1024 x 768), WXGA (1280 x 768), SXGA (1280 x 1024) Vertical frequency: 60 Hz • This connector does not support the HDCP technologies. 4 signal lines, maximum: IN A1, IN A2, IN B1, IN B2 (When two AV-HS04M3 boards are used)

DVI-I Output: (Option board)	Analog/digital RGB: XGA (1024 x 768), WXGA (1280 x 768), SXGA (1280 x 1024), WSXGA+* (1680 x 1050), UXGA* (1600 x 1200), WUXGA* (1920 x 1200) * Selectable only when digital signals are output. Vertical frequency: 60 Hz • This connector does not support the HDCP technologies. 2 signal lines, maximum: OUT A2, OUT B2 (When two AV-HS04M5 boards are used)
DVI-D Input: (Option board)	Digital RGB: XGA (1024 x 768), WXGA (1280 x 768), SXGA (1280 x 1024), WSXGA+ (1680 x 1050), UXGA (1600 x 1200), WUXGA (1920 x 1200) Vertical frequency: 60 Hz Digital RGB: 1080/50p, 1080/59.94p • Analog input signals are not supported. • This connector does not support the HDCP technologies. 4 signal lines, maximum: IN A1, IN A2, IN B1, IN B2 (When two AV-HS04M8 boards are used) • The DVI-I connector cable cannot be used. • For the DVI-D connector cable, use a cable with a length of up to 5 m (16.4 ft).
DVI-D Input/Output:	Digital RGB: XGA (1024 x 768), WXGA (1280 x 768), SXGA (1280 x 1024), WSXGA+ (1680 x 1050), UXGA (1600 x 1200), WUXGA (1920 x 1200) Vertical frequency: 60 Hz Video format inputs: Digital RGB: 1080/50p, 1080/59.94p Vertical frequency: Same as system formats Video format outputs: Digital RGB: 1080/50p, 1080/59.94p, 1080/50i, 1080/59.94i, 720/50p, 720/59.94p • The input and output of analog signals are not supported. • Output support the high-resolution multi view mode: Signals are output with a high resolution even when SD is set as the system mode. (When high-resolution multi view mode has been enabled, MV is selected as the DVI-D OUT output, and it is not possible to select MV with SDI OUT.) • This connector does not support the HDCP technologies. Standard input/output: 1 line each (DVI-D IN, DVI-D OUT) • The DVI-I connector cable cannot be used. • For the DVI-D connector cable, use a cable with a length of up to 5 m (16.4 ft).
Reference Input/Output:	In GENLOCK mode: Black burst or Tri-level Sync input signals (with loop-through) In internal sync mode: Black burst output signals x 2 • Same field frequencies as those of the system formats supported. • With the 1080/24PsF format, only GENLOCK mode supported. • With the 1080/23.98PsF format, black burst with 10F-ID (SMPTE318M standard met) or TRI signals supported.
Video Delay Time:	1 line (H), When the frame synchronizer setting is "Off" and the up-converter setting is "Off". 1 frame (F), When the frame synchronizer setting is "On" or the up-converter setting is "On". • When the signals have passed through PinP, DVE, multi view, down-converter, DVI-IN or DVI-OUT, a maximum delay of 1 frame is applied in each case.
Control I/O (LAN):	RJ-45 LAN 10BASE-T/100BASE-TX (For IP control) Connecting cable: LAN cable (category 5 or above), max. 100 m [328 ft], STP (Shielded Twisted Pair) cable recommended • When connecting to a hub (switching hub), use a straight cable. Use a crossover cable when connecting the unit and computer on a 1:1 basis without going through a hub. • Use with the same segment is recommended for the equipment which is connected to the unit. If the unit is connected to equipment whose segments are different, events dependent upon the settings inherent to the network equipment, for instance, may occur so thoroughly check the connections with the equipment to which the unit will be connected prior to the start of operation.
Control I/O (EDITOR):	D-sub, 9-pin, female EDITOR Used to control an editor RS-422 control connector Communication format Baud rate: 38400 bps, Character length: 8 bit, Parity: Odd Stop bit: 1 bit, Flow control: None
Control I/O (COM):	D-sub, 9-pin, female COM Used to control an external device RS-422 control connector Communication format (selected using a menu) • Mode: 1 (default setting), Baud rate: 9600 bps, Character length: 8 bit Parity: None, Stop bit: 1 bit, Flow control: None • Mode: 2, Baud rate: 38400 bps, Character length: 8 bit, Parity: Odd Stop bit: 1 bit, Flow control: None • Mode: 3, Baud rate: 38400 bps, Character length: 8 bit, Parity: None Stop bit: 1 bit, Flow control: None
Control I/O: (TALLY/GPI 1 TALLY/GPI 2)	D-sub, 15-pin, female (x 2) Input: 8 inputs, general-purpose, photocoupler sensing Output: 19 outputs; selected from R/G tally, general-purpose Alarm: 1 output, open collector output (negative logic)
Other:	BOOT switch [SV/NM (service/normal)] (for maintenance purposes) Normally, this switch is used as the "NM" position.

Dimensions



Please refer to the latest information, etc. at the following Panasonic web site.



<http://pro-av.panasonic.net/>

Panasonic®

Panasonic Corporation
Business Solutions Business Group
 2-15 Matsuba-cho, Kadoma, Osaka 571-8503
 Japan
<http://pro-av.panasonic.net/>

[Countries and Regions]

Argentina	+54 1 308 1610	Lebanon	+96 11665557
Australia	+61 (0) 2 9491 7400	Malaysia	+60 3 7809 7888
Bahrain	+973 252292	Mexico	+52 55 5488 1000
Belgium	+32 (0) 2 481 04 57	Netherlands	+31 73 64 02 577
Brazil	+55 11 3889 4035	New Zealand	+64 9 272 0100
Canada	+1 905 624 5010	Norway	+47 67 91 78 00
China	+86 10 6515 8828	Pakistan	+92 5370320 (SNT)
Hong Kong	+852 2313 0888	Palestine	+972 2 2988750
Czech Republic	+420 236 032 552/511	Panama	+507 229 2955
Denmark	+45 43 20 08 57	Peru	+51 1 614 0000
Egypt	+20 2 23938151	Philippines	+63 2 633 6163
Finland, Latvia, Lithuania, Estonia	+358 (9) 521 52 53	Poland	+48 (22) 338 1100
France	+33 (0) 1 55 93 66 67	Portugal	+351 21 425 77 04
Germany, Austria	+49 (0)611 235 0	Puerto Rico	+1 787 750 4300
Greece	+30 210 96 92 300	Romania	+40 21 211 4855
Hungary	+36 (1) 382 60 60	Russia & CIS	+7 495 6654205
India	+91 120 247 1000	Saudi Arabia	+96 626444072
Indonesia	+62 21 385 9449	Singapore	+65 6270 0110
Iran		Slovak Republic	+421 (0) 2 52 92 14 23
(Vida)	+98 21 2271463	Slovenia, Albania, Bulgaria, Serbia,	
(Panasonic Office)	+98 2188791102	Croatia, Bosnia, Macedonia, Montenegro	
Italy	+39 02 6788 367		+36 (1) 382 60 60
Jordan	+962 6 5859801	South Africa	+27 11 3131622
Kazakhstan	+7 727 298 0891	Spain	+34 (93) 425 93 00
Korea	+82 2 2106 6641	Sweden	+46 (8) 680 26 41
Kuwait	+96 522431385	Switzerland	+41 (0) 41 259 96 32
		Syria	+963 11 2318422/4

Taiwan	+886 2 2227 6214
Thailand	+66 2 731 8888
Turkey	+90 216 578 3700
U.A.E. (for All Middle East)	+971 4 8862142
Ukraine	+380 44 4903437
U.K.	+44(0)1344 70 69 13
U.S.A.	+1 877 803 8492
Vietnam	+848 38370280



JQA-0443



Factories of Business Solutions Business Group have received ISO14001:2004-the Environmental Management System certification. (Except for 3rd party's peripherals.)